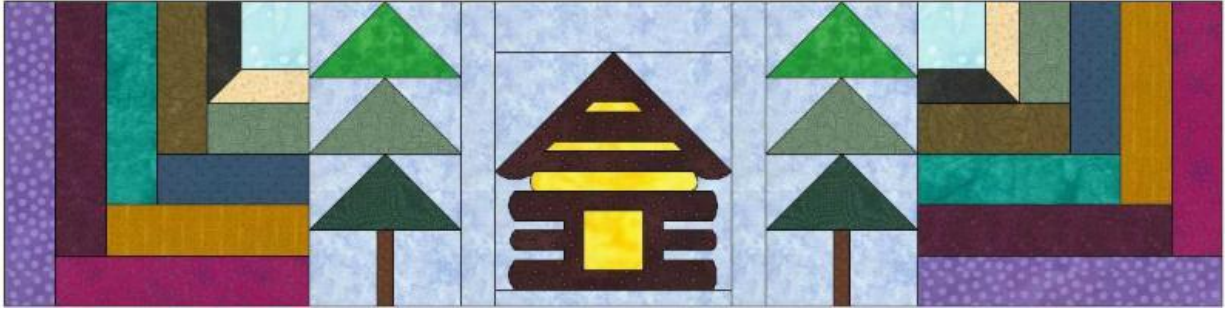


## 2016 Row by Row HOME



Here is our row for this year's Row By Row! The corners of the log cabin blocks (the ones on each end) have a 2 1/2" X 2 1/2" square of a quilt block in the attic window corner (the small block square). This Row goes with last year's row. Just think, in another couple of year's, we'll have a whole quilt! Keep collecting!



May 27, 2016



When you're tired, anything is funny.

For example, you find yourself imitating the elevator, while you're on the elevator. "Going up." "10th Floor." "Going down." It was the sing song nature of the voice that just made you want to mimic it. Now, talking back to the elevator is one thing. It's an entirely

different matter when other people are in the elevator with you. Non quilting people. And you think you are being hilarious because you can imitate the elevator, which you keep doing until you get to the room: "Door open." "Shoes off." Now, the "you" in this story was me. Not Jean or Sue, who have too much good taste, and sense of humor, to imitate the elevator.

Clearly I'm still talking about Spring Market, and after the first day on the floor, we were pooped, making the elevator all that more entertaining. And we had a dinner to go to that night. Moda puts on a big splash dinner, complete with entertainment and, this year, someone dressed up in a bear costume. The theme was camping, so of course there had to be a bear. There was also a guy wearing a white shirt with 12 inch black ants printed on it. Just a bit creepy.

Saturday's Market started with a downpour at 8 a.m. I stayed wet for most of the day. And Sunday coming home involved a 60 minute drive through a snow storm between Salt Lake and Evanston.

But back to the funny stuff.

Sue found a machine that not only cuts your fabric off the bolt, it also tags it with price, tells you how much is left on the bolt, inventories remainder, folds, sorts the whites from the darks. Just kidding about the folding & sorting. There are washing machines that do that, not cutting machines. And did I mention that it's self service?

Anyway, Sue & Jean dubbed the machine, the "Jean Replacement." The machine is designed to let customers self serve their fabric needs. For any of you who have tried using the self service kiosks at the airport -- this machine isn't for you. It's as easy to use as the airport kiosks, actually probably easier. But I never wind up pushing the right buttons at the airport, so if we ever get this machine in the store, Jean's job is safe. She'll be the attendant explaining to you, in Vanna White style, how easy this machine is to use. And of course, if you have to ask for the price, you can't afford it. I have no idea what it costs.



But we are getting a Studio Accu cutter -- soon. It's on back order. We're planning on cutting our Row By Row kits with it. When it gets here, I'll let you know. (And that's Jean & Eleanor. Jean got to help during Eleanor's Schoolhouse Session.)



## WHAT'S NEW!!

From Henry Glass:








From P & B:



From Blend:



From Moda:



From Camelot Cottons:



(fleece)


From Elizabeth Studios:



From Troy:



From Hoffman:








From Moda:



From Free Spirit:

From Alexander Henry--the rest of the Ghostlies



The May schedule is constantly changing, and I apologize for that. I rearranged things

from April to May because of my vacation, but then forgot about Spring Market dates. So I think I'm back on track now.

## May Classes & Special Events

### Changed to Sat. June 18 Christmas Row Quilt 3rd Sat of the month,

Sat. June 18, 1-4 \$20 Barb Boyer

Each row uses a different pieced block. There are log cabins, stockings, wreaths, ornaments, snowmen, trees, houses, bells, and stars. Each month we will piece a different row. There are 7 rows (2 rows use multiple blocks), plus a pieced border. You should be able to have the quilt done by Christmas!

### Postponed to May 29: Pillow Case Party Sun. FREE 1-4

If you've never made a pillow case, or just want some time to sew a pillow case, this class is for you. This is a great mother/daughter styled class and pillow cases make great presents!

### Bertie's Year & Companions last Friday of the month, 1-4 \$20, free if you buy the kit

Bertie's Year & Purfectly Pieced are small wall hangings, (or you can make each block into a mini quilt for display each month). Bertie is done in flannels and wool (kit only includes flannel). Bertie (the bird) and friends (squirrel, pumpkins) are appliqued with crazy quilt embroidery embellishments. The patterns are by Bonnie Sullivan, and you can do any of the series-she has a spring, summer, fall & winter Bertie's, plus the original, and plus the cats. You choose. Class is ongoing-because we need the time to get the embellishing done!

### Friday Nighters Fri. May 27 5:30-? \$10 Barb Boyer

This class will help you get organized for Christmas 2015 -- or just help you get things done. You give me a list of your "to dos" or unfinished projects you want to finish and then each month I check off what you've completed. Trust me. If you need incentive to stay on track, this is it. You can bring your sewing machine or do hand work.

### Postponed to May 28: LOTP: Churn Dash Sat. May 28, 10:30-5 \$20 Barb Boyer

We are highlighting Little House of the Prairie fabrics this Spring, and this is our 4th quilt. This is a perfect quilt for scraps. This quilt uses the Churn Dash block and a modified Hold in the Barn Door block for the center of the quilt-which is on point. The Flowers collection from Little House makes this a perfect old fashioned looking quilt-and Mary was tall enough to actually use the churn, so she was able to help her mother churn the butter.

## June Classes & Special Events

**Block of the Month** Sat. June 4 10:30-11:15 FREE Barb Boyer

Join at any time. You get a free fat quarter if you come to class with the previous month's completed block. This year we're making a red, white & blue quilt-patriotic theme, if you like.

**Ornament Club** 1<sup>st</sup> Sat of the month, 1:30-3:30 Free, if you buy that month's kit

Each month we will feature a different pieced ornament. Some of the ornaments can be used as gift tags & gift card holders. You can pick & choose which ornaments you want to make-each ornament will be displayed prior to class. You can make the March ornament & skip the April ornament, for example. Kits are limited, though, so if you are interested in a particular kit, be sure to sign up for that month & let me know.

**Monthly Minis** First Saturday of the Month, Jan-Dec. 4-6 \$10 for the year (plus patterns or kits)

This year we are doing various table runners/ door banners/small wall hanging celebrating each month. Some of the quilts are long & skinny, some square, some round. Most of the quilts will be kitted.

**English Paper Piecing** 1<sup>st</sup> & 3<sup>rd</sup> Mondays ongoing

**Knit Pickers' Club** Thur. June 9, 6-8:30

Every second Thursday, we're getting together to practice our knitting. The Club is open to all skill levels. We want to share what we've learned, find new patterns, and simply just sit and knit. If you are in the Monday knitting classes, you can work on your project and get help, if you need it.

**Mastering Curves & Free Motion Quilting** Barb Boyer \$50

Starting June 9 1-4

This is a 4 part class, offered on consecutive Thursdays through June 30. We will work on a whole cloth project, each week adding new designs. Class #1: straight lines (with darning/hopping foot), grasses, zig zags, trees. Class #2: flowers & leaves. Class #3: stippling & fill stitches. Class #4: free hand shapes, from clouds to birds, to animals. In class students will practice the designs and then start adding the designs on the whole cloth quilt.

**Hand Embroidery Club** Sat. June 11, 10-noon FREE Kathy Sconce

(Club normally meets the 2nd Sat. of each month from 10-noon)

This year we're still doing birds-state birds. We will have between 40-50 birds (some states use the same bird) for you to stitch. Various setting for turning the birds into a quilt will be provided. Color suggestions for the birds will also be offered. As a bonus, you will get the state outlines, state flowers, and other patterns to compliment the birds. You can join anytime.



## Beginning Quilting

Sun. starting June 12, 6-9 OR Wed. June 15, 1-4 8 weeks \$65 Barb Boyer

This comprehensive 8-week course will introduce to you almost everything you need to know about piecing a quilt top. Along the way you will learn about color, batting, thread, machines and various techniques to give you the skills to make almost any quilt.

**Lace Houses, block of the month** Sat. June 11 1-3 Kathy Sconce ongoing.

**Machine Applied Binding** June 18 10-noon \$20 Barb Boyer

This style of binding uses cording to help keep the binding straight & true. Bring a small quilt, your binding and your sewing machine-check the supply list to make sure you have the right tools (cording, the correct foot, binding cut at the correct width). Putting binding on by machine cuts your time more than in half-and by using cording, you can have a perfectly applied binding with no messy "oops" where your stitching just didn't quite catch the binding on the back side.

**Christmas Row Quilt** 3rd Sat of the month, starting June 18, 1-4 \$20 Barb Boyer

Each row uses a different pieced block. There are log cabins, stockings, wreaths, ornaments, snowmen, trees, houses, bells, and stars. Each month we will piece a different row. There are 7 rows (2 rows use multiple blocks), plus a pieced border. You should be able to have the quilt done by Christmas!

**Bertie's Year & Companions** last Friday of the month, 1-4 \$20, free if you buy the kit

Bertie's Year & Purfectly Pieced are small wall hangings, (or you can make each block into a mini quilt for display each month). Bertie is done in flannels and wool (kit only includes flannel). Bertie (the bird) and friends (squirrel, pumpkins) are appliqued with crazy quilt embroidery embellishments. The patterns are by Bonnie Sullivan, and you can do any of the series-she has a spring, summer, fall & winter Bertie's, plus the original, and plus the cats. You choose. Class is ongoing-because we need the time to get the embellishing done!

**Friday Nighters** Fri. June 24 5:30-? \$10 Barb Boyer

This class will help you get organized for Christmas 2015 -- or just help you get things done. You give me a list of your "to dos" or unfinished projects you want to finish and then each month I check off what you've completed. Trust me. If you need incentive to stay on track, this is it. You can bring your sewing machine or do hand work.

**BQ: Using a Panel Quilt to Make BQ Quilt,** June 25 10:30-5 \$20 Barb Boyer

Save Our Scraps! Quilts! On the 5<sup>th</sup> Saturday of the month (when it occurs-the next one is in April) we will make a scrappy quilt. This quilt is called Cascading Strips and it works with 2 1/2" precuts plus a background. The pattern is free and instructions for the extra border will be given in class.

May 2016						
Sunday	Monday	Tuesday	Wednesday	Thursday	Friday	Saturday
1 CLOSED	2	3	4	5	6 Open Sew1-4	7 BOM 10:30-11:30  Ornament Club 1: 30-4  Monthly Minis 4-6
8  Mother's Day	9	10	11 Knit Pickers' Club 6-8:30	12	13	14 Embroidery Club 10-noon  Lace Houses 1-3
15	16 English Paper Piecing 2-4	17	18	19	20 Open Sew1-4	21 Full Moon
22	23	24	25	26	27 Bertie's Year 1-4 Friday Nighters 5:30 -?	28 LOTP: Churn Dash: 10:30-4
29 Pillow Case party 1-4	30 Memorial Day	31	Color of the month: Neutrals- whites/beiges			

## June 2016

Sunday	Monday	Tues	Wed	Thursday	Friday	Saturday
			<b>1 State Shop Hop Begins</b>	<b>2</b>	<b>3 Open Sew1-4</b>	<b>4 BOM 10:30-11:30 Ornament Club 2-4 Monthly Minis 4-6</b>
<b>5 CLOSED</b>	<b>6 English Paper Piecing 2-4</b>	<b>7</b>	<b>8</b>	<b>9 Knit Pickers' Club 6-8:30</b>  <b>Mastering Curves &amp; Free Motion Quilting 1-4</b>	<b>10</b>	<b>11 Embroidery Club 10-noon</b> <b>Lace Houses 1-3</b>
<b>12 Beginning Quilt 1-4</b>	<b>13</b>	<b>14</b>	<b>15 Beginning Quilt 1-4</b>	<b>16 Mastering Curves &amp; Free Motion Quilting 1-4</b>	<b>17 Open Sew1-4</b>	<b>18 Machine Applied Binding 10-noon</b> <b>Christmas Row Quilt 1-4</b>
<b>19 Beginning Quilt 1-4</b> <b>Father's Day</b>	<b>20 Full Moon</b> <b>English Paper Piecing 2-4</b>	<b>21 Row by Row Begins</b>	<b>22 Beginning Quilt 1-4</b>	<b>23 Mastering Curves &amp; Free Motion Quilting 1-4</b>	<b>24 Bertie's Year 1-4</b> <b>Friday Nighters 5:30 -?</b>	<b>25 BQ: Dog Panel Quilt 10:30-5</b>
<b>26 Beginning Quilt 1-4</b>	<b>27</b>	<b>28</b>	<b>29 Beginning Quilt 1-4</b>	<b>30 Mastering Curves &amp; Free Motion Quilting 1-4</b>	<b>Color of the month: Brown</b>	



\*\*\*\*\*

### **HAND EMBROIDERY CLUB**

If you want to learn to hand embroider or just brush up your technique, join us on the second Saturday of the month from 10 to noon. We provide free vintage patterns, and this year we will have free patterns of girls with hats, that you can embroider, embellish and color. Each month Kathy Sconce shows us a new stitch to try, plus, she guides us through thread choices, how to knot, fabrics to use, and tracing techniques.

\*\*\*\*\*

### **Knit Pickin' Club**

This is another get-together class to sit & knit, work on our projects, share information and get some help. We will share techniques, suggest patterns, but mainly we'll sit & knit (or pick).

### **Toad Toters**

On full moon days (as noted in the calendar) you will get 20% off all purchases (not otherwise discounted) that you can fit in your bag. You must bring your bag to participate. Full Moon Days: January 24; February 22; March 23; April 22 , May 21.

### **Discount Policy**

We will honor only one discount -- whichever is largest. You can't combine a 10% with a 25% discount to get a 35% discount. On this we can't be bribed.

### **Color of the Month**

January purple; February red; March green; April yellow, May neutrals .

\*\*\*\*\*

Join the fun and come feel the difference of quality fabrics.

Happy quilting!

Sincerely,

Barbara Boyer  
Around the Block  
307-433-9555  
[www.aroundtheblockquilts.com](http://www.aroundtheblockquilts.com)